

Appendix 2 – BIK analysis 2023/24

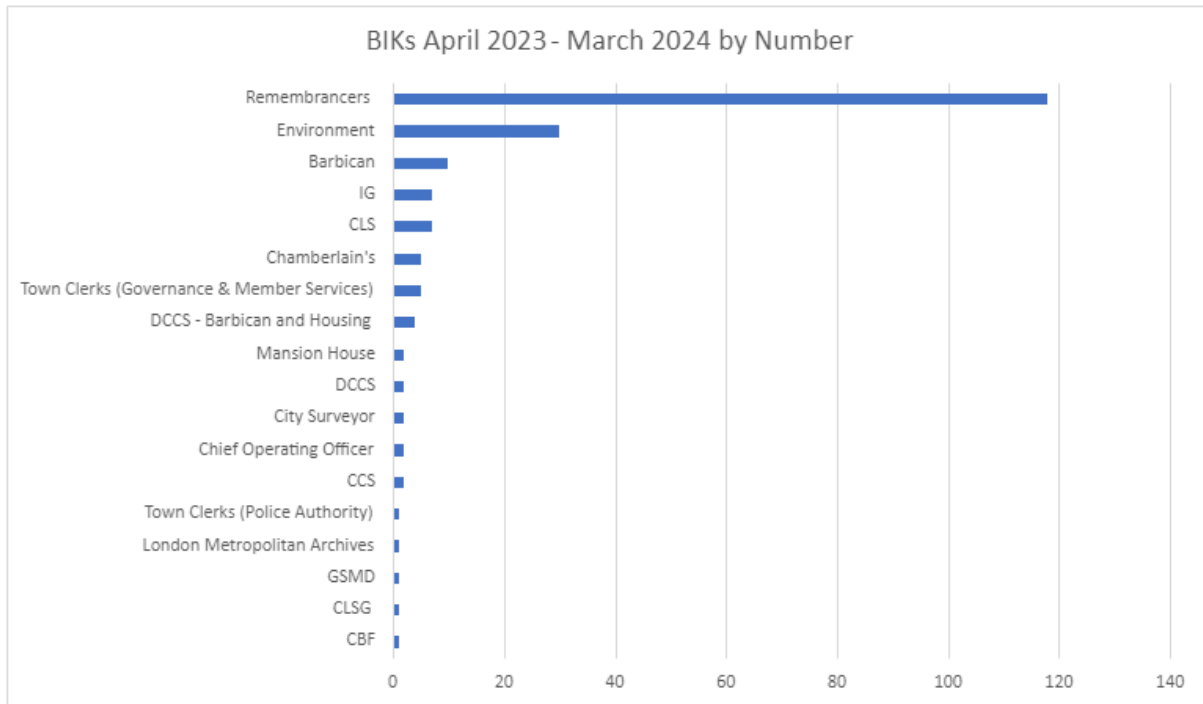
Breakdown per Department

Department	#BIK	£ BIK	£ New BIK
Barbican	10	£459,725	£12,000
CBF	1	£1,820	£0
CCS	1	£414	£0
Chamberlain's	5	£13,460	£0
Chief Operating Officer	2	£17,331	£0
City Surveyor	2	£12,439	£0
CLS	7	£145,573	£44,473
CLSG	1	£229	£229
DCCS	2	£39,000	£0
DCCS - Barbican & Housing	4	£69,190	£0
Environment	30	£134,555	£10,472
GSMD	1	£74,815	£0
IG	7	£92,836	£24,600
London Metropolitan Archives	1	£2,500	£0
Mansion House	2	£50,000	£0
Remembrancers	118	£2,369,479	£667,828
Town Clerks (Governance & Member Services)	5	£28,250	£0
Town Clerks (Police Authority)	1	£1,000	£0
	200	£3,512,615	£759,602

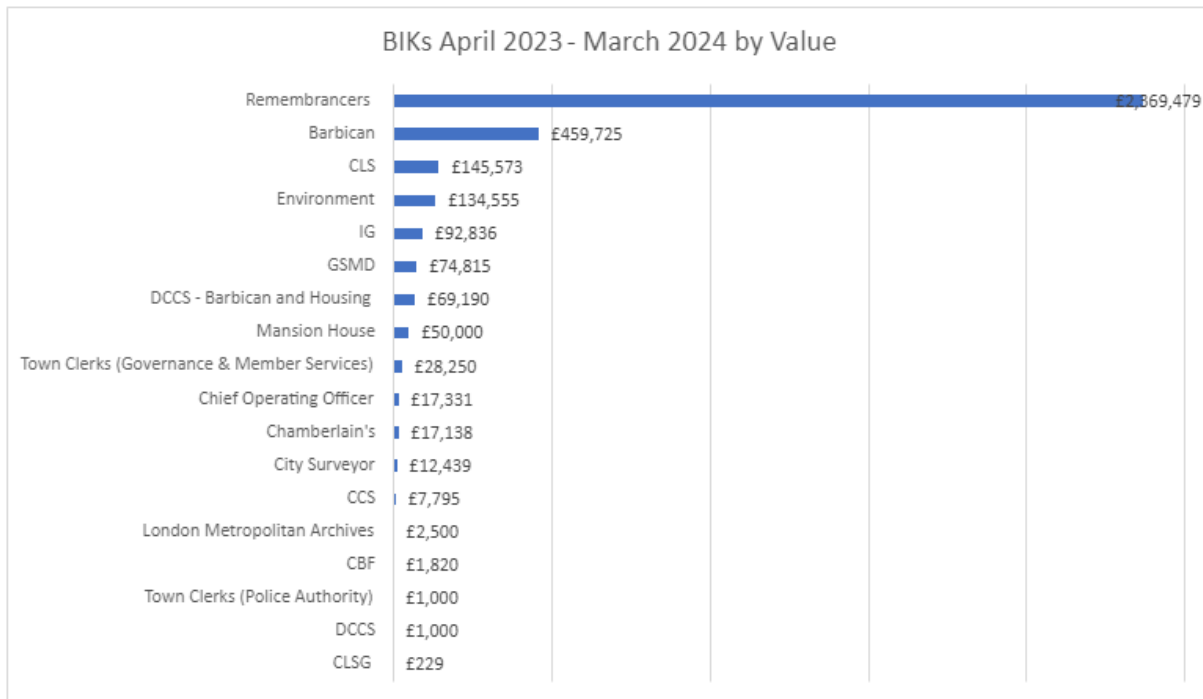
Comparison of BIK between Financial years:

	22-23	23-24	Difference
Number of BIK	173	200	27
Number of New BIK	18	53	35
Number with Monetary Value	151	197	46
Total BIK value	£2,010,084.00	£3,512,615	£1,502,531.00
Total New BIK value	£144,548.00	£759,602.00	£615,054.00

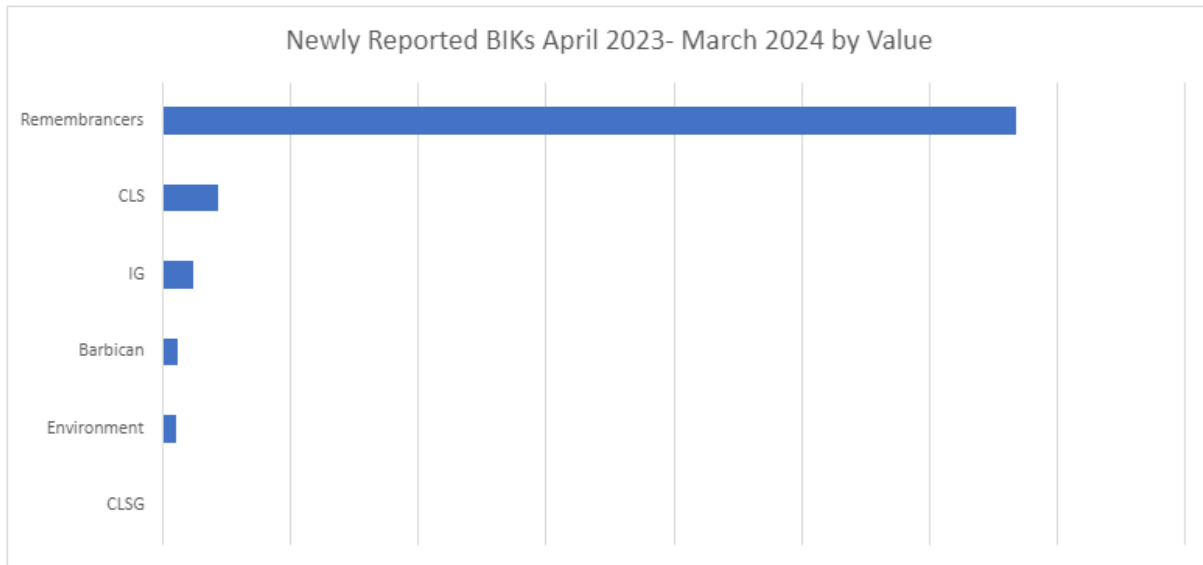
Number of BIK per Department 2023/24



BIK by Monetary Value per Department



Newly Reported BIK by Value:



As outlined in the report the majority of new BIK were awarded by the Remembrancers department through discounts on events.